

Spring, 2011, Designers Gazette

READ THE FULL ISSUE ONLINE (or, if you cannot see the images),

CLICK HERE <http://www.warrenfeldjewelry.com/pdf/sg051511/spring2011pdf.pdf>



DESIGNERS GAZETTE

*The Design Perspectives
on Beading
and Jewelry Making*

at

*Land of Odds,
Be Dazzled Beads, &
The Center for Beadwork & Jewelry Arts*

718 Thompson Lane, #123, Nashville, TN 37204
www.landofodds.com

615/292-0610



****To continue receiving The Designers Gazette quarterly newsletter, and Announcements about Special FIRST DIBS Sales at Land of Odds - Click [HERE](http://groups.yahoo.com/group/landofodds/join/) <http://groups.yahoo.com/group/landofodds/join/>**

LOOK WHAT IS COMING UP:

- Workshops at CBJA

Huib Petersen (May 20-22, 2011)

Poetry In Motion, Spring, Rejuvenation.

The contrast of Spring green against winter brown. The unfolding of a bud, the gradual opening of a flower, the capturing of sunlight and moisture and nourishment. Securing the essence in quartz and crystal and glass. Creating pathways and fences and sign-posts with wire and metal and clay. Nothing beats Spring for inspiration and jewelry.

ON THE BLOG:

[Learn To Bead...At Land of Odds](#)

Insight, exploration, elaboration — tools for better jewelry design and smarter business and marketing strategies for handmade products.

Regular columnists Marjorie Miller (Jewelry Spotter), Warren Feld (Tips & Tricks and How To Bead A Rogue Elephant), Kathleen Lynam (High Strung), and Lily (Beads On A Bone)

MARGIE DEEB'S NEW COLOR REPORT

Margie Deeb is a very prolific color artist and jewelry designer. She has written many books, and puts out many articles, including her Color Reports. These are for sale on her website. In her periodic Color Reports, she discusses the current fashion colors, how to combine and match them in jewelry designs.

I was particularly struck by the piece on her cover.

ART NOUVEAU SWEET PEA NECKLACE

Level: Beginner/Intermediate
(4 spaces open)




PLAYING WITH BUTTERFLIES AND BUGS

Level: Intermediate
(4 spaces open)



Using Peyote Stitch, learn to make Butterflies and Other Insects. Also learn to design your own bead woven insects.
In this workshop, you can either focus on making a series of different insects, and perhaps, creating your own, using Huib's methodology. Or you can focus on creating bead-woven insects as part of a bracelet or necklace of your design.



ON THE AVANT GARDE SIDE WITH CoutureLab

"Avant-garde" means at the leading edge or vanguard. It is a label associated with jewelry that is more experimental, more innovative, cutting edge, resonant. There is something witty or unusual. There is something that gets people talking about the pieces. CoutureLab represents an ever-evolving stable of avant-garde jewelry artists. These are artists that other jewelry artists and galleries talk about.



TIFFANY VIDEO

On October 29, Tiffany lit up the night sky in a groundbreaking extravaganza. In anticipation of the December 2010 opening of the new Tiffany Beijing flagship, a breathtaking display was projected onto the store's façade, with jewels coming to life in astounding 4-D. This is a great video. Runs 3 min 21 seconds.

Sherry Serafini Workshops

August 26-28, 2011

<http://www.serafinibeadedjewelry.com/>

- 1. Caged Heart, (Intermediate, 1-day)
\$90.00 instructional fee, \$100 for kit
(5 spaces open)**



- 2. Rockin' Wavy Cuff, (Intermediate, 1-day)
\$90.00 instructional fee, \$80.00 for kit
(10 spaces open)**



- 3. Crystal Haze Cuff, (Intermediate, 1-day)
\$90.00 instructional fee, \$115.00 for kit
(11 spaces open)**

AUSTRALIAN JEWELRY TOPOS

"This exciting exhibition brings together eighteen young Australian artists, all graduates of the Gold and Silvermithing Department at RMIT University, Melbourne, Australia. The theme of topos, place, is explored through a diverse and fascinating group of jewelry objects. Place includes locations in the physical world, such as homes and public squares, crowded cities and untouched forests. Place can also refer to states of mind, webs of memory and association, and other metaphorical spaces. Drawing on traditional and non-traditional materials and techniques, the artists featured in this exhibition challenge viewers to deepen their understanding of places we inhabit."



Mel Miller. *Foggy Day in Parkville (Winter, clearing)*, 2010. Brooch. Sterling silver, enamel, copper, labradorite, bouncy balls, felted wool, enamel paint.

EROTIC WATCHES AUCTIONED OFF

A unique collection of more than 30 erotic watches and system objects are among the timepieces Antiquorum offered on March 27 here as part of its "Important Modern and Vintage Timepieces" auction. The highlight of this collection was a repeating musical watch with four actions and a concealed erotic automaton. Dubbed "Musique d'Amour" and made in 1810, the watch is believed to be the work of Genevan watchmaker Henry Capt, and which was expected to fetch around \$90,000.



JEWELRY DESIGN CAMP

Camp Director, Warren Feld
www.warrenfeldjewelry.com

July 2013
(Specific dates to be announced)

Jewelry Design Camp has two back-to-back, 1-week sessions. Participants are invited to attend either session, or both. The focus is on designing jewelry, primarily using bead weaving techniques, but also incorporating techniques from bead stringing and wire working, as well. For beginners, intermediate and advanced students alike. Each session provides a separate series of projects, based on technical skill levels.

Session 1: Contemporizing Etruscan Jewelry
(1 week)



BRACELETS IN 3-D PRINT

I am so very fascinated by the design possibilities new 3-D copy machines allow. These machines allow more intricate dimensionality and integration than you might be able to achieve the "old-fashioned" way. Some people use these new machines to fashion machine parts. Others for creating artificial human organs, like bladders and veins. And now jewelry artists are using these machines to expand their horizons.



THREE ARTISTS AT SOFA, NEW YORK, April 2011

SOFA stands for Sculpture Objects and Functional Art. Their exhibits at various locales in the US and throughout the year, showcase outstanding contemporary "sculptural" objects, including jewelry. I always like to check in on the artists they elect to showcase. There is so much you can learn from each artist's ideas and approaches.



How do you keep beadwork and jewelry design essential and alive? Learning ideas and techniques towards this end is the crux of this week-long series of workshops. We will be examining traditional Etruscan jewelry, and how we can understand it from the vantage point of good jewelry design principles. We will learn and practice some basic techniques of bead stringing, bead weaving and wire working. Then we will do some thinking, planning and experimenting with these and other jewelry making techniques in order to create contemporary interpretations of two or three Etruscan pieces of jewelry to see what we can achieve. You will learn to look at jewelry with a different eye. Many people create jewelry all their lives, without understanding why certain pieces draw your attention, and others do not. In this class, we will begin to answer that question: Why? During the week, we will gradually develop an understanding of good jewelry design concepts. You will use these concepts to get a design-understanding of Etruscan jewelry. And you will use these concepts to begin to think about, plan and experiment with ideas for contemporizing Etruscan jewelry.

Sunday - Arrival

Monday - Theory: Orientation to Beads & Jewelry Findings
Materials and Techniques: Applying Bead Stringing Techniques in Design

Tuesday - Theory: Color and Beads
Materials and Techniques: Applying Bead Weaving Techniques in Design

Materials and Techniques: Simple Wire Working

Wednesday - Theory: Jewelry Design Elements

Theory: History of Etruscan and Roman Jewelry

Theory: Contemporizing Traditional Jewelry

Theory: 10 Principles of Composition

Application: Contemporizing Traditional Etruscan Jewelry - Bead Strung Project

Thursday - Theory: Jewelry Design - Components and Forms
Application: The Etruscan Butterfly Bracelet

Friday - Application: Contemporizing Etruscan Jewelry - Bead Woven Project

Saturday - Finale and Departure
Review and Discussion of Ideas and Techniques



SPRING HAS SPRUNG

The Perfect Spring Ring By Janel Laza



HUIB PETERSEN WORKSHOPS

May 20-22, 2011

On Becoming a Successful Jewelry Designer
Developing a Personal Style
Promoting Your Work

Session 2: Fringe, Edge, Strap, Bail, Surface Embellishment
in Jewelry -- Art or Not?
(1 week)



If we are to get control over what we make as artists, how do these jewelry elements come into play in an appropriate and satisfying way? Classical art theory would say that these kinds of elements in jewelry -- fringe, edge, strap, bail and surface embellishment -- should be supplemental to the core piece, such as a pendant or centerpiece. The pendant is "art", and any fringe, strap, bail, edging or extraneous surface embellishment would merely supplement this. In painting, these kinds of components would equate with the "frame"; in sculpture, these kinds of components would equate with the "pedestal base." Neither the frame nor the pedestal should be required to be present in order to appreciate the painting or sculpture as art. Nor should these detract. Or compete. Or take center stage. Or overwhelm. But what about these elements in jewelry -- fringe, edge, straps, bails and surface embellishment? If our goal is to elevate beadwork and jewelry to the realm of art, rather than craft, we need somehow to accommodate, confront or revise this central concept in art theory -- that all these elements must remain supplemental to the centerpiece.

Sunday - Arrival

Monday - Theory: Jewelry and Beadwork as Art -- Art or Not-Art?
Materials and Techniques - The Basic Necklace Project Design

Tuesday - Theory: Roles and Designs of Fringe
Materials and Techniques: Fringe



JADE CARVING EVENT

World Jade Symposium
40 artists will be given the assignment to carve a wonderful object from a similar block of jade. On this website, you can register to vote for the winner. Voting begins 10/15 and concludes 10/30 of this year.



WHAT MORE DOES IT TAKE?

She paid me \$20.00 for my necklace, and I went got an ice cream cone. And then a sub sandwich with fries. I was on my way. Success was in the air. I, in fact, was walking on air. I was so excited. Something I made got sold. Me. My hands. My first piece ever. The necklace was so pretty. It was hard to see it go. My baby. Precious. And now \$20.00. I went out and bought \$50.00 of beads online. And that was 4 months ago. I've made a lot of things, but haven't sold anything since then. What MORE does it take?

- Elizabeth, June 1998

THE UGLY NECKLACE CONTEST

<http://www.landofodds.com/store/uglynecklace.htm>

Deadline: 3/15/2012

Wednesday - Theory: Roles and Designs of the Edge
Materials and Techniques: Edges
Theory: Roles and Designs of Straps and Bails
Materials and Techniques: Straps and Bails

Thursday - Theory: Roles and Designs of "Canvas" and Surface Embellishment
Materials and Techniques: "Canvas" and Surface Embellishment

Friday - Theory: Art vs. Craft - Informing Jewelry Design
Materials and Techniques: Fringing off the Basic Necklace Design

Saturday - Finale and Departure
Technique vs. Skill
Advocating for Your Work as "Art"

Currently, I am in the beginning planning stages of this Jewelry Design Camp. I'd welcome your feedback. Particularly interested in your responses to the following:
1. Is this something that you would consider taking?
2. If so, at what price -- for instruction? for lodging?
3. Would it matter to you if this were held at Be Dazzled Beads, or at more of a Retreat-type setting? Many of the projects are open-ended in the sense that you learn some theory, and then you apply it, and it's difficult to know ahead of time (that means, it's difficult to work up kits) what supplies you will want to use. Hence the advantage of the store setting, where you would be surrounded by supplies options.
4. Other thoughts, comments, ideas

- Thanks --- Warren

The Art Guild at Fairfield Glade, Tennessee
is pleased to present

A one-day workshop Altered woven Jewelry
By Instructor:
MARY HETTMANSPERGER [www.maryhetts.com]

Using a variety of weaving techniques students will explore woven, stitched, pieced and assembled jewelry. Students will be introduced to sheet copper and will burn, fold, wrap, forge, cut, patina, and simply alter the surface to achieve amazing results. Wires, linens and soft fibers will be used to stitch, weave, twine, loop and connect and embellish the many pieces of jewelry made during the workshop. Using some commercial connections, such as nuts and bolts, eyelets, brads, jump rings, and rivets students will learn a variety of cold connections and their possibilities. There will be a wide range and variety of Jewelry produced during the workshop and each student will learn many techniques to make unique and unusual jewelry. Mary will not only teach techniques and projects, but encourage creativity, process, and individual direction.

When: Saturday
September 10, 2011



Join the Fun! Learn Some Things About Jewelry Design!
Support our daring Jewelry Designers in their quest for the prize!
Help determine who will go home with a \$992.93 shopping spree at Land of Odds

Consider entering our
2012 9th International The Ugly Necklace Contest.
Theme: "From my garden of..."
Deadline: 3/15/2012
Official Rules
<http://www.landofodds.com/store/uglynecklace.htm>

THE ILLUSTRATIVE BEADER: Beaded Tapestry Competition

(8/31/2011 deadline)



THEME: MYSTERY GENRE BOOK COVERS
Deadline: August 31st, 2011
Rules:

www.landofodds.com/store/tapestry.htm
Winnder: \$1,000 shopping spree at www.landofodds.com
Runner-Up: \$400 shopping spree at www.landofodds.com

ALL DOLLED UP: Beaded Art Doll Competition

(8/31/2013 deadline)

10AM – 4PM

Cost: \$75 for Art Guild Members

\$85 for non-Members

Materials fee: \$42.00 (payable to Mary Hettmspersperger on 9/10)

Where: The Plateau Arts Center

451 Lakeview Drive

Fairfield Glade, TN

Telephone: 931-707-7249

e-mail: pcacartguild@frontiernet.net

website: www.artguildfairfieldglade.net

Alternate Contact: Judi Moenck

931-456-4356

Cell: 931-210-1236

judiscloset@frontiernet.net

Mary Hettmspersperger is a fiber and jewelry artist who teaches in Australia, New Zealand, Ireland, and Singapore internationally - across the US and at Arrowmont, Penland, Bead and Button, Convergence, National and Regional Fiber conferences, Art and Craft Schools, and private Guilds. Mary has authored and illustrated 3 books *Fabulous Woven jewelry*, *Wrap, Stitch, fold and Rivet*, and *Mixed metal Jewelry workshop* all published by Lark/Sterling. Currently, Mary is working on two more books, a new jewelry book - Spring 2012 release and an Art Quilt book - Fall 2012 release, titles to be announced soon. Other books include, *Jewelry Design Challenge*, *500 Baskets*, *Fiber Arts Design Book 7*, *the Gourd Book*, *Creative Scarecrows*, *Pushing the envelope*, *Fabulous Found object jewelry*, *Teapots - makers and collectors*, *Beading with Crystals*, and *Creative Beading Volume 2*. Mary has had work exhibited at SOFA – through the Katie Gingrass Gallery. She does segments for the PBS programming - *Beads Baubles and Jewels* and *Quilting Art* and has had her work published in many magazines, including, *Quilting Arts*, *Art jewelry*, *Bead and Button*, *Beadwork*, *Shuttle Spindle* and *Dye Pot*, and *Crafts Report*.

Land of Odds

www.landofodds.com/store/firstdibson.htm

ANNOUNCEMENT

FIRST DIBS SALE OnLine

Don't Miss It!!!

Thru Monday, 5/30/2011

Our FIRST DIBS SALES.

Don't Miss Them!!!!

Get merchandise at wholesale prices before we begin to price, merchandise and store it!

HIGHLIGHTS :

AGATE WITH DRUSY



THEME: Transformations

Deadline: August 31st, 2013

Rules: www.landofodds.com/store/alldolledup.htm

Winner: \$1,000 shopping spree at www.landofodds.com

Runner-Up: \$400 shopping spree at www.landofodds.com



AQUAMARINE




BLACK CLOUDY AMAZONITE



AGATE PURPLE (dyed)



AGATE GREEN PHANTOM (dyed)



FANCY SHELL (dyed)



LEOPARD FIRE AGATE



METALLIC SILVER PYRITE



PERUVIAN AMAZONITE



REOCITE



THUNDER POLISH CHINA-RED (synthetic)



WOODEN LACE JASPER



AGATE WITH DRUSY (Purple) (dyed)



IMPRESSION JASPER (BLUE) (dyed)



APATITE



LAPIS




GARNET



*Free Pattern
Ndebele Stitch
Mother's Celebration Bracelet
.pdf file*

- [Free Instructions:](#)



BEADERS' CIRCLE

This unstructured group meets one Saturday afternoon each month, usually the 2nd or 3rd Saturday. The group works one on particular project out of a recent Bead & Button or Beadwork magazine. No fees. If you don't have the magazine copies, you can download a set of instructions for each project at the magazine's website.

Next scheduled dates for Beaders Circle:

Sat, 5/28, 1-5pm

Sat, 6/18, 1-5pm

Sat, 7/23, 1-5pm

Job Opening for Wire Wrapper

Judith Bright operates a jewelry business in Nashville, where original jewelry is manufactured and sold. She has a position opening for someone with a wire wrapping background.

Experience is a must, as well as retail experience. You will be working in a store setting.

Please send resume with references and pictures of your work to:

jb@judithbright.com

START Your Education WITH OUR
ORIENTATION TO BEADS
& JEWELRY FINDINGS



Free Online
The Center for Beadwork & Jewelry Arts

Spring, 2011, Designers Gazette

READ THE FULL ISSUE ONLINE (or, if you cannot see the images),
CLICK HERE <http://www.warrenfeldjewelry.com/pdf/sg051511/spring2011pdf.pdf>

Also in the FULL ISSUE:
- Sales Specials at Be Dazzled Beads in Nashville
- Upcoming classes at The Center For Beadwork & Jewelry Arts

O-O-(cut here)-O-O-O-O-O-O-O-O-O-O-O-O-O
CLIP THIS COUPON FOR SPECIAL DISCOUNTS AT BE DAZZLED BEADS

GOOD THRU May 31st , 2011 With This Coupon

SPECIALS THIS MONTH AT BE DAZZLED BEADS
With This Coupon
718 Thompson Lane, Ste 123
Nashville, TN 37204
615-292-0610

DISCOUNT WITH THIS COUPON:

- **50% discount - BOHEMIA Czech Glass Pearls on strands -- many shapes, colors, sizes**
- **50% discount - REAL SUEDE LACE, 2.5mm size only, spools or by the foot**
- **50% discount - Swarovski Drops, Series 6000, all sizes**
- **50% discount - Griffin Nylon Bead Cord, carded, all colors and sizes**

WHAT'S NEW: Faux Snake Skin Leather Cord; Ultra Suede Lace; Metal Seed Beads - sizes 15/0, 11/0, 8/0 and 6/0; dichroic seed beads in size 8/0; C-LON TEX 135 bead cord (equivalent to Griffin size 4); more colors of C-Lon #18 Bead Cord

ADD YOUR NAME TO OUR FIRST DIBS SALES EMAIL NOTIFICATIONS. Whenever we get a large shipment in of beads, we put the beads out at near wholesale prices for a week or so, before we begin to price, merchandise and store them. Register at <http://groups.yahoo.com/group/landofodds/join/>

GOOD THRU May 31st, 2011 With This Coupon
CLIP THIS COUPON FOR SPECIAL DISCOUNTS AT BE DAZZLED BEADS

O-O-(cut here)-O-O-O-O-O-O-O-O-O-O-O-O-O

CURRENT SCHEDULE OF CLASSES

PLEASE PRE-REGISTER FOR CLASSES AT LEAST 3-5 DAYS AHEAD OF TIME

NOTE: Class fees pay for instructional costs. Students are responsible for either bringing their supplies and tools, or purchasing these at Be Dazzled Beads. In some cases, kits are made up for a class. In other cases, there may be an additional laboratory or equipment charge. When registering, a deposit is required. You may pay this with a credit card or cash. If you are registering by phone, you may pay with a credit card. Deposits are nonrefundable. If you need to purchase your supplies and tools, please come a little earlier than the start time of the class, so you can finish purchasing what you need before the class begins.

CBJA web-site: www.landofodds.com/beadschool/

ORIENTATION TO BEADS AND JEWELRY FINDINGS Course

We require that you begin your beading and jewelry making education by taking our Orientation class. Here we teach you how to select, buy and utilize various kinds of beads, metals, jewelry findings, clasps, stringing materials and tools. We review our class curriculum and how classes are sequenced, as well.

This is class is free, but it is two and a half very full hours.

- Sat, 5/14/11, 9-11:30am
- Sat, 6/11/11, 9-11:30am
- Sat, 7/16/11, 9-11:30am
- Sat, 8/13/11, 9-11:30am
- Sat, 9/17/11, 9-11:30am

[for more information, go to www.landofodds.com/beadschool/sq/curr/orientation/orient.htm]

CBJA OFFERS CLASSES IN SEVERAL "INTEREST AREAS". EACH INTEREST AREA HAS IT'S OWN SEQUENCING OF CLASSES. THE PHILOSOPHY OF OUR PROGRAM IS THAT YOU NEED TO LEARN SKILLS DEVELOPMENTALLY. ONLY IN THIS WAY, CAN YOU BEGIN TO SEE AND UNDERSTAND HOW VARIOUS SKILLS AND TECHNIQUES ARE INTER-RELATED AND INTER-DEPENDENT.

If interested in the BEAD STRINGING Interest Area, the sequence:

1. Orientation to Beads & Jewelry Findings
2. Basics of Bead Stringing and Attaching Clasps
3. Pearl Knotting
4. Wire Clinic – Making Coiled Loops
5. Pattern Wire Bracelet and Intro to Wire Wrapping
6. Intro to Color and Beads
7. Jewelry Design I: Principles of Composition
8. Jewelry Design II: Forms and Structures

If interested in the BEAD WEAVING Interest Area, the sequence:

1. Orientation To Beads & Jewelry Findings
2. Stitch of the Month (Introductory classes to 12 stitches)
3. Beaded Bead and Other Beginner/Intermediate Level On-Going Classes and Workshops
4. BEAD STRINGING: Basics of Bead Stringing and Attaching Clasps
5. BEAD STRINGING: Pearl Knotting
6. WIRE WORK: Wire Clinic - Making Simple Loops and Coiled Loops
7. JEWELRY DESIGN: Intro to Color and Beads
8. JEWELRY DESIGN: Jewelry Design I: Principles of Composition
9. JEWELRY DESIGN: Jewelry Design II: Forms and Structures

For any one stitch, after the Stitch of the Month, or other Intro Class, and where you have a more in-depth interest in, then:

- A. Class that covers tubular and/or circular forms
- B. Class that covers increasing and decreasing
- C. Class that covers embellishment, edges, fringes and straps
- D. Class that covers splitting and/or creating negative spaces
- E. Class that covers creating oversized pieces and multiple piece compositions
- F. Class that covers free form techniques and creating your own patterns
- G. Class that covers dimensionality and sculptural projects

Participate in BEADERS' CIRCLE and/or BEADING CLOTCH.

If interested in the WIRE WRAPPING Interest Area, the sequence:

1. Orientation to Beads and Jewelry Findings
2. Mix N Match Bracelet and Intro to Wire Wrapping
3. BEAD STRINGING: Basics of Bead Stringing and Attaching Clasps
4. WIRE WORK: Wire Clinic - Making Simple Loops and Coiled Loops
5. Wire Bracelet w/Beads
6. Wire - cabochon - Pendant
7. Jewelry Findings and Link Bracelet
8. Cold Fusion Techniques
9. JEWELRY DESIGN: Intro to Color and Beads
10. JEWELRY DESIGN: Jewelry Design I: Principles of Composition
11. JEWELRY DESIGN: Jewelry Design II: Forms and Structures

Other Classes To Take:

- A. Classes that teach how to make chains and bead-chains
- B. Classes that teach other wire-wrapping techniques
- C. Classes that teach other wire-shaping techniques, such as making various jewelry findings and components

You might be interested in other Silversmithing or Metal-Working classes that we offer.

BEAD STRINGING

BS0001: BASICS OF BEAD STRINGING/ATTACHING CLASPS, \$35.00 fee (\$35.00 deposit reserves space) (Learn both needle/thread and crimp/flexwire approaches to stringing beads; pros and cons of various types of clasps; use of various types of jewelry findings; insights about stringing beads from an expert)

- Sat, 5/14/11, Noon-4pm
- Sat, 6/11/11, Noon-4pm
- Sat, 7/16/11, Noon-4pm
- Sat, 8/13/11, Noon-4pm
- Sat, 9/17/11, Noon-4pm

BS0003: PEARL KNOTTING \$35.00 fee (\$35.00 deposit reserves space) (Learn this simple, straightforward technique. No special tools required)
 Wed, 4/27, 6-8:30pm
 Wed, 5/25, 6-8:30pm
 [for more information, go to www.landofodds.com/beadschool/sg/curr/electives/beadstring/beadstring.htm]

BEAD WEAVING

STITCH OF THE MONTH

Learn a new bracelet stitch each month!

Instructor: Kathleen Lynam

Meets one Sat morning each month, usually the first Saturday.

The Stitch of the Month curriculum is designed to teach 12 major bead-weaving stitches/techniques in a comparative context. This is perhaps one of the best ways to learn bead weaving. You get a clearer understanding of what each stitch is, how to manage and control it, and what your project and design options are, when you learn them comparatively, rather than in isolation from each other.

Each class is devoted to explaining a little of the history of the stitch and the how-to basics of doing the stitch. Students then practice with variations on the stitch, such as increasing/decreasing, flat vs. tubular vs. circular, and the like.

Students create a bracelet each month.

Students may join the class at any point in the 12-month cycle. Each class is really in-and-of-itself. You may do all of the classes, or only some of them, as you desire. If you miss a class, it will be repeated in the next cycle.

The Twelve Sessions (June begins cycle; doesn't matter where you start; each class is in and of itself)

Classes are \$35.00 plus supplies (\$35.00 deposit reserves space)

1. BEADWEAVING PRIMER. This session then introduces The SQUARE STITCH

Sat, 6/4, 10am-12:30pm

Sat, 12/3, 1-3:30pm

2.NETTING

Sat, 7/9, 10am-12:30pm

Sat, 2/4/12, 3:30-6pm

3.NDBELE (also known as Herringbone)

Sat, 8/6, 10am-12:30pm

4.PEYOTE I: Flat Peyote

Sat, 9/10, 10am-12:30pm

Sat, 4/14/12, 3:30-6pm

5.LOOM

Sat, 10/1, 10am-12:30pm

Sat 3/3/12, 3:30-6pm

6.BRICK STITCH

Sat, 11/5, 10am-12:30pm

Sat, 5/5/12, 3:30-6pm

7.SPIRAL ROPE

Sat, 6/4, 3:30-6pm

Sat, 12/3, 10am-12:30pm

8.FRINGE

Sat, 7/9, 1-3:30pm

Sat, 1/7/12, 10am-12:30pm

9. RIGHT ANGLE WEAVE

Sat, 9/10, 1-3:30pm

Sat, 2/4/12, 10am-12:30pm

10. BEAD EMBROIDERY

Sat, 7/9, 3:30-6pm

Sat, 3/3/12, 10am-12:30pm

11. PETERSBURG CHAIN

Sat, 8/6, 3:30-6pm

Sat, 4/14/12, 10am-12:30pm

12. BEADED BEADS

Sat/ 5/5/12, 10am-12:30pm

MISCELANEOUS STITCHES:

PEY2011A: PEYOTE II: TUBULAR PEYOTE –\$35.00 fee (\$35.00 deposit reserves space) Requires Peyote I, or Stitch of the Month – Peyote, or equivalent experience as prerequisite

Sat, 10/1, 1-3:30pm

BC0101: INTRODUCTION TO BEAD CROCHET: \$45.00 instructional fee (\$45.00 deposit reserves space) (3 hour class plus 1 additional hour to be scheduled by teacher and students)

Sat, 1/7/12, 1-3:30pm

BC0122: PERLEN CROCHET

Cecilia Wells will be teaching a beginners class on Perlen Crochet (aka Turkish Crochet). This is a different bead crochet stitch than is traditionally taught. In this class you will learn the Perlen Crochet technique, and make a bracelet.

Instructional fee: \$35.00 plus supplies

TBA

BW2490: MONET'S GARDEN BRACELET \$40.00 fee plus \$10.00 kit of beads (\$50.00 deposit reserves space)

Sat, 8/6, 1-3:30pm

BW4: DAFFODIL EMBROIDERED CUFF \$40.00 fee (\$40.00 deposit reserves space)

Sat, 4/14/12, 1-3:30pm

BW8, BEADED CABOCHONS– PEYOTE STITCH WITH OPEN BACK METHOD \$40.00 fee (\$40.00 deposit reserves space)

Sat, 2/4/12, 1-3:30pm

BW9, ETRUSCAN SQUARE STITCH BRACELET \$35.00 fee (\$35.00 deposit reserves space)

TBA

BW10, CRYSTAL NETTED TUBE BRACELET \$35.00 fee (\$35.00 deposit reserves space)

Sat, 11/5, 1-3:30pm

Look 'N See: <http://www.landofodds.com/beadschool/images/BW10.jpg>

BRICK2046, USING BRICK STITCH TO MAKE SHAPES

\$40.00 fee (\$40.00 deposit reserves space)
TBA
BW11, MALTESE CROSS REVERSIBLE NECKLACE \$35.00 fee (\$35.00 deposit reserves space)
TBA
BW12, CUBIC ZIG ZAG RIGHT ANGLE WEAVE NECKLACE \$40.00 fee (\$40.00 deposit reserves space)
TBA
BW13, LAYERED RIGHT ANGLE WEAVE BRACELET \$40.00 fee (\$40.00 deposit reserves space)
Sat, 3/3/12, 1-3:30pm
BW14, SEASHELL NECKLACE \$35.00 fee + \$5.00 supplies (\$40.00 deposit reserves space)
Sat, 6/4, 1-3:30pm
LOOK N' SEE: <http://www.landofodds.com/beadschool/images/seanymphnecklace.jpg>
BW17, MONTE CARLO RIGHT ANGLE WEAVE BRACELET \$35.00 fee (\$35.00 deposit reserves space)
TBA
BW19, PETERSBURG CHAIN FLOWER AND LEAF PENDANT \$40.00 fee (\$40.00 deposit reserves space)
Sat, 5/5/12, 1-3:30pm

BEAD WEAVING OPEN WORK SESSIONS (no fees)
Here's your opportunity to bring in any unfinished bead weaving projects and get some instructions.
TBA

BEADERS' CIRCLE
This unstructured group meets one Saturday afternoon each month, usually the 2nd or 3rd Saturday. The group works one on particular project out of a recent Bead & Button or Beadwork magazine. No fees. If you don't have the magazine copies, you can download a set of instructions for each project at the magazine's website.

The next **BEADERS' CIRCLE** is scheduled for Sat, 5/28/11, 1-5pm.
PROJECT:
Beadwork, December 2007, **GOLDEN EDGED RUFFLES**, p. 60

Next scheduled dates for Beaders Circle:
Sat, 6/18, 1-5pm
Sat, 7/23, 1-5pm

BEAD STUDY

Next meetings:
Wed, 5/18, 1-3pm
Wed, 6/1 and 6/15, 1-3pm

TOPIC: Edge, Fringe, Strap, Surface Embellishment

Text:
Book we're working out of:
The Beader's Floral:
Stitches, designs, projects and inspiration for beadwork flowers
by Liz Thornton & Jill Devon

Assignments:
This book shows how to make various small flowers for embellishment, using ndebele, brick, square, peyote, and other stitches. The purpose of this study unit is to learn how to make these flowers, and then how to adapt these "turns-of-the-needle" projects into other simple kinds of embellishments, edging and finishing, not necessarily flowers per se, but shapes and lines and forms.

Current Assignment:
1. Herringbone - Daisy
2. Work 2-3 petals of each daisy flower variation off a line of beads, as if it were fringe
3. Herringbone - Lily
4. Brick stitch Basic Flower
5. Work 2-3 petals of the basic flower variations off a line of beads, as if it were fringe
6. Square Stitch basic flower and variations
7. Work 2-3 petals of the basic flower variations off a line of beads, as if it were fringe
8. Peyote Filigree Flower
9. Work 2-3 petals of the basic flower off a line of beads, as if it were fringe
10. Create a 30" necklace off of which to fringe. Create fringe design or experiment.
11. Circular Peyote Flower
12. Work 2-3 petals of basic flower off a line of beads, as if it were fringe
See **BEAD STUDY NOTES** on blog for sample necklace.

Class Discussion Notes posted on the blog:
<http://blog.landofodds.com/class-notes/bead-study/>

BEADING/JEWELRY MAKING AS A BUSINESS

BUS3001: PRICING AND SELLING YOUR JEWELRY \$30.00 fee (\$30.00 deposit reserves space)
(Learn to apply a formula for determining a fair retail price and a fair wholesale price; learn basics of marketing process)
Sat, 7/30, 11am-1pm
BUS3007: GETTING YOUR JEWELRY MAKING BUSINESS STARTED \$30.00 fee (\$30.00 deposit reserves space) (Learn about local, state and federal requirements/forms; simple bookkeeping set up to track costs and revenues; defining business model)
Sat, 7/30, 9-11am
BUS3009: SO YOU WANT TO DO CRAFT SHOWS... \$30.00 fee (\$30.00 deposit reserves space)
(Learn how to find craft shows, apply for booth, set up booth, market, inventory and the like)
TBA
BUS3010: INTERNET MARKETING FOR VERY SMALL BUSINESSES...THAT WORKS! \$30.00 fee (\$30.00 deposit reserves space) (Learn about affordable

strategies very small businesses can do to market their websites)
Sat, 7/30, 1:30-3:30pm
[for more information, go to www.landofodds.com/beadschool/sq/curr/electives/business/business.htm]

GENERAL JEWELRY DESIGN CO-CURRICULAR COURSES

GEN6001: INTRODUCTION TO COLOR WITH BEADS \$35.00 fee (\$35.00 deposit reserves space)
(Learn how the bead asserts its need for color.)
Prerequisites: Orientation to Beads & Jewelry Findings; Attaching Clasps
Sat, 6/18, 9am-Noon
Sat, 9/24, 9am-Noon
GEN6006: JEWELRY DESIGN I: COMPOSITION AND BASIC DESIGN PRINCIPLES \$35.00 fee (\$35.00 deposit reserves space) (Learn 10 principles of jewelry design, and critique /various finished necklaces, in terms of these principles)
Prerequisites: Orientation to Beads & Jewelry Findings; Attaching Clasps; Intro to Color and Beads
Sat, 6/18, 1-4pm
Sat, 9/24, 1-4pm

WIRE WORK AND WIRE WRAP COURSES
www.landofodds.com/beadschool/sq/curr/electives/wirework/wirework.htm

Beginner:
WIRE CLINIC: Making Loops and Coiled Loops on Head and Eye Pins
\$15.00 fee (tools and wire provided) (\$15.00 deposit reserves space)
Thurs, 5/19, 5:30-6pm
Thurs, 6/16, 5:30-6pm
Thurs, 7/21, 5:30-6pm
Thurs, 8/18, 5:30-6pm

CORE COURSES
WIRECORE1: MIX & MATCH MULTI-WIRE TECHNIQUES BRACELET
Learn about wires, tools, and several simple wire-wrapping techniques
\$35.00 instructional fee PLUS \$25.00 kit fee (\$60.00 deposit) (6 student limit)
Look 'N See: <http://www.landofodds.com/beadschool/images/wirecore1.jpg>
Sat, 6/25, 9am-Noon

WIRECORE2: WIRE WRAP BRACELET WITH BEADS
Learn to create structurally-functional bracelet with wires and beads
\$35.00 instructional fee PLUS \$45.00 sterling silver kit fee or \$25.00 copper kit fee (\$80.00 deposit w/sterling kit or \$60.00 deposit w/copper kit) (6 student limit)
Look 'N See: <http://www.landofodds.com/beadschool/images/wirecore2.jpg>
TBA

WIRECORE3: WIRE WRAP CABOCHON - PENDANT
Learn to make structural supporting frame w/pendant bail by wrapping cabochon
\$35.00 instructional fee PLUS \$35.00 sterling silver kit fee or \$20.00 copper kit fee (\$70.00 deposit w/sterling kit or \$55.00 w/copper kit) (6 student limit)
Look 'N See: <http://www.landofodds.com/beadschool/images/wirecore3.jpg>
TBA

ELECTIVES

WIRE10: JEWELRY FINDINGS and CHAIN BRACELET
Learn to make simple wire shapes and jewelry findings, as well as a chain-linked bracelet
\$35.00 instructional fee PLUS \$15.00 kit fee (\$50.00 deposit) (6 student limit)
Look 'N See: <http://www.landofodds.com/beadschool/images/wire10.jpg>
Sat, 6/25, 3:30-6pm

WIRE11: COLD CONNECTION TECHNIQUES
Learn to build 3-dimensional components using Cold Connection Techniques as an alternative to soldering \$35.00 instructional fee PLUS \$20.00 kit fee (\$55.00 deposit) (6 student limit)
Look 'N See: <http://www.landofodds.com/beadschool/images/wire11a.jpg>
TBA

WIRE14: COLD CONNECTIONS COMPONENTS BRACELET
Learn connection and metal texturing techniques by creating components to assemble into a bracelet. \$35.00 instructional fee PLUS \$25.00 kit fee (\$60.00 deposit) (6 student limit)
Sat, 6/25, 12:30-3:30pm

WIRE12A & B: EARRINGS
Learn to make a pair of wire-worked earrings.
12A: MY BRIOLETTE EARRINGS (\$20 instructional fee plus \$20.00 Kit (\$40.00 deposit) , 1 hour class) (6 student limit)
Look 'N See: <http://www.landofodds.com/beadschool/images/wire12a.jpg>
TBA

12B: DAPPED EARRINGS (\$20.00 instructional fee plus \$15.00 Kit (\$35.00 deposit), 1 hour class) (6 student limit)
Look 'N See: <http://www.landofodds.com/beadschool/images/wire12b.jpg>
TBA

WIRE13: VIKING KNIT BRACELET
Learn to make a bracelet using wire and the viking knit technique \$35.00 instructional fee PLUS \$15.00 kit fee (\$50.00 deposit) (6 student limit)
Look 'N See: <http://www.landofodds.com/beadschool/images/wire13.jpg>
TBA

SILVERSMITHING COURSES

Silversmithing (Need to reserve a place about 4-6 weeks ahead of when you'd like to take the course)
Instructor: Nancie Roarke
Introductory course is \$470.00 (\$300.00 deposit).

This involves four 3-hour session classes, spread out over 2 weeks. There is also some homework assigned. This class is taught with only 1 or 2 students. You will also need to have a jeweler's saw and blades. If purchased at Be Dazzled for this class, these will cost around \$40.00.

SILVERSMITHING WORKSHOPS BY DON NORRIS
There is a limit to 8 registrants per workshop. His workshops fill quickly.

Beginner/Intermediate Silversmithing Workshops
2-Day Class, \$300.00 instruction fee
Registration limited to 8 students per class. Fee includes instruction, all materials and tools
2012 TBA

Emphasis on learning how to solder with a hand held torch, and creating a setting for a stone. Student then works on several projects.

Advanced Silversmithing Workshop
2-Day Class
Registration limited to 8 students. \$300.00 fee. Fee includes instruction, all materials and tools.
You will learn how to solder larger pieces through making a bracelet. You will also make a solid band ring, which teaches many different methods of working with silver.
2012 TBA

LINK YOUR WEBSITE TO OURS: GET LISTED WITH US On-LINE

We've set up a Links Page (www.landofodds.com/store/artistsonweb.htm) on the Land of Odds web-site (www.landofodds.com) that maintains active links to the web-sites of our students and teachers who sell their jewelry on-line. This is a good way to promote yourselves and your jewelry. There are no charges. Land of Odds ranks as something like the 87,000th busiest site on the net, 2nd busiest bead-shopping site, and gets about 6,000 unique visitors every day. Hopefully we can entice some of these folks to venture over to our new Links page, and then over to your web-site to see your stuff.

I would need you to send me an email (warren@landofodds.com) with the following information:
Your business name
Your name
Your web-site address
A brief description of the types of items you sell

Some optional information you can provide:
An image of a logo
An image of a piece of jewelry or other item that you sell

CLIP THIS
TEMPORARY BEAD ARTIST DISCOUNT CARD

For use at
Be Dazzled Beads
Voted #3 Best Bead Shop In America in survey by jsbeads.com
718 Thompson Lane, Ste 123
Nashville TN 37204
615-292-0610
www.bedazzledbeads.com

15% off when your total purchase is between \$25.00 and \$74.99
20% off when your total purchase is over \$75.00

Courtesy of The Center For Beadwork & Jewelry Arts

TEMPORARY BEAD ARTIST DISCOUNT CARD

CLIP THIS

TO UNSUBSCRIBE:
*Click **REPLY**, and type **UNSUBSCRIBE** in the subject line*