

Winter, 2011, Designers Gazette

READ THE FULL ISSUE ONLINE (or, if you cannot see the images),

CLICK HERE <http://www.warrenfeldjewelry.com/pdf/wg021511/winter2011pdf.pdf>



The Design Perspectives on Beading and Jewelry Making at

Land of Odds,
Be Dazzled Beads, &
The Center for Beadwork & Jewelry Arts

718 Thompson Lane, #123, Nashville, TN 37204
www.landofodds.com

615/292-0610




**To continue receiving The Designers Gazette quarterly newsletter, and Announcements about Special FIRST DIBS Sales at Land of Odds - Click [HERE](#)

<http://groups.yahoo.com/group/landofodds/join/>

LOOK WHAT IS COMING UP:

- Workshops at CBJA

Huib Petersen (May 20-22, 2011)



[ART NOUVEAU SWEET PEA NECKLACE](#)

Ice, Snow, Pause. A yearning for regeneration. A time to reflect the sun's rays back upon the elemental components, the icily-dangling drops, the whites and grays and blacks, the gaps of color, texture and pattern between each bead and within each negative-space. The cold touch of gemstone, glass and crystal. A time to jump cliffs and rebound with newfound energy. Feel your jewelry as it comes alive. And let yourself transform these winter days into creative splendor.

ON THE BLOG:

[Learn To Bead...At Land of Odds](#)

Insight, exploration, elaboration — tools for better jewelry design and smarter business and marketing strategies for handmade products.

Regular columnists Marjorie Miller (*Jewelry Spotter*), Warren Feld (*Tips & Tricks* and *How To Bead A Rogue Elephant*), Kathleen Lynam (*High Strung*), and Lily (*Beads On A Bone*)

[BEADS DISPLAY NO POWERS HERE](#)

I visited Vietnam this fall for about 3 weeks. Somewhat to my surprise, I didn't get the eyes-wide-open response to the Czech cut glass beads I had brought with me.

[EDGES, FRINGES, STRAPS, SURFACE](#)

Level: Beginner/Intermediate
(9 spaces open)



PLAYING WITH BUTTERFLIES AND BUGS

Level: Intermediate
(9 spaces open)



Using Peyote Stitch, learn to make Butterflies and Other Insects. Also learn to design your own bead woven insects. In this workshop, you can either focus on making a series of different insects, and perhaps, creating your own, using Huib's methodology. Or you can focus on creating bead-woven insects as part of a bracelet or necklace of you design.

You can visit Huibs website.
<http://www.petersenarts.com/>

Here is a link to a slideshow of Huibs pieces:
<http://www.mylovelybeads.com/php/newsletter/200908/huib1.html>

Huib works mostly with peyote stitch. In a couple of proposed workshops, he uses his version of a cubic/tubular right angle weave stitch, to create components.

His workshops are limited to 15 participants each.

EMBELLISHMENT



(Logo from Ornament Magazine)

Classical art theory would say that these kinds of elements in jewelry should be supplemental to the core piece, such as a pendant. The pendant is "art", and any fringe, strap, edging or extraneous surface embellishment would merely supplement this. In painting, these kinds of components would equate with the "frame." In sculpture, these kinds of components would equate with the "pedestal base." Neither the frame nor the pedestal should be required to appreciate the painting or sculpture as art. Nor should these detract. Or compete. Or take center stage. Or overwhelm.

NATURAL MATERIALS AND EMBEDDED GEMSTONES



Lionel Aubert wrote: "Passionate about gem stones, I realized that nobody had encrusted gemstones on natural materials without glue. So I developed my work and creativity from this combination of materials. I created this embedding method in order to propose new jewelry and objects that are innovative, not by the material but by their marriage. The idea of embedding gemstones with no glue is unique. It is made from natural materials like wood, bamboo, horn, seeds, bones, etc.."

I am pretty sure he will be doing a trunk show with kits from all his projects and workshops, as well.

Sherry Serafini Workshops

August

Sherry Serafini - August 26-28, 2011

Workshop Topics to be announced

Visit her website and share your preferences for our workshop topic.

<http://www.serafinibeadedjewelry.com/>

We would welcome your feedback (email: warren@landofodds.com) in helping us select Sherry's workshops. We have narrowed the choices to these possibilities:

(1) Rockin Wavy Cuff



(2) Crystal Haze Cuff




(3) Broad Collar

nOir JEWELRY - CAPTURING A FANTASTIC STYLE



nOir Jewelry is a phenomenal hit among the celebrity set, and a visit to their website shows you why. Fantastic, imaginary pieces. Leora Catalan is the owner and designer of this 14 year old company. She produces jewelry that is glamorous, fun and edgy at the same time. She has produced special pieces for various clothing designers, musicians and actors. From a marketing standpoint, how do you capture the excitement and thrill her pieces generate?

The Silver Jewelry of Oman



Oman has a very rich and distinctive jewelry tradition. Due to the nation's long history of seafaring and trade, many influences of other cultures can be seen in Omani jewelry. Oman in particular traded with India and the Golden Triangle: trading partners whose influence is still visible in Omani jewelry today. Many Omani anklets and bracelets are reminiscent of Indian jewelry. A specific type of Omani necklace clearly derives from the jewelry of the Hmong tribes in the Golden Triangle.

Natural Combinations of Amber and Jet



(4) Caged Heart



(5) Spiral Cutout Cuff



In many traditional cultures, the religious, the mystical, the magical, the royalty wore jewelry that consisted of combinations of amber and jet. These natural fossils were believed have special qualities and powers, and when used together, even moreso.

GRAPE CLUSTER EARRINGS



This is a good 2nd project for beginner earring makers, after making simple dangles using head pins. Instead of head pins as the "skeleton", you would use a piece of cable chain as the "skeleton".

VICENTE GRACIA



One of Spains leading contemporary jewelers.

Land of Odds
www.landofodds.com/store/firstdibson.htm
ANNOUNCEMENT

FIRST DIBS SALE OnLine
Don't Miss It!!!
Thru Monday, 2/28/2011

Our FIRST DIBS SALES.

Don't Miss Them!!!!

Get merchandise at wholesale prices before we begin to price, merchandise and store it!

HIGHLIGHTS :

AMAZONITE



APATITE



BLACK SPINEL



BLACK WHITE AGATE WITH DRUZY



BRAZIL ABRECIATED JASPER



GARNET (Cut in China)




HONEY BLUE TIGER EYE

THE COMMUNITY CROW



David Chatt recently sent out an email calling attention to his current project, and requesting financial support. This project and this process for finding support of one's creative self are fascinating. We have a professional campaign for personal philanthropy. We have a coordinated marketing effort with an email campaign and a facebook presence.

PAUL FLATO - HOLLYWOOD WHIMSICAL JEWELRY



Paul Flato, who died at 98 in 1999, was known as the Jeweler To The Stars. In the 1930's and 1940's, he brought European styling to costume and fine jewelry, and added some Hollywood whimsical touches.

BEADING FOR CHILDREN FOCUSES THE MIND

Cherly McMahan of the Icenhower Intermediate School, Mansfield ISD, in Arlington, Texas, shared this article she recently wrote. The article was about Instructions for children's beading projects for use in project based learning and therapy for children with autism.

LEGACY OF ATELIER JANIYE





RAINBOW GREEN GARNET



RAINBOW MOONSTONE



RED FOSSIL CORAL



TURRITELLA



IOLITE



BIRDS EYE JASPER




- [Free Instructions:](#)

free pattern

Square Stitch Garden Walk Bracelet

The Fuller Craft Museum in Boston presents The Legacy of Atelier Janiye and the Legacy of Master Jeweler Miyé Matsukata celebrating the work and legacy of Boston-based jewelry artist Miyé Matsukata (1922--1981). This exhibition open January 22, 2011 -- July 24, 2011, presents together for the first time a retrospective selection of Matsukata's work, alongside the work of her colleagues Nancy Wills Michel, Alexandra Solowij Watkins, and Yoshiko Yamamoto.

[ORNELLA IANUZZI](#)



Ring "ERUPTION", 2006, (quartz crystal set in silver oxydised), 42 x 35 x 30 mm.

Ianuzzi is a french jewelry artist inspired by nature, fascinated with art nouveau, intrigued by the growth patterns of natural minerals. She likes to experiment with electrolysis process which allows metals to grow into various organic shapes and textures.

[ador\(n\)ed](#)



Exhibit of new jewelry at the Museum of Contemporary Craft, 2/3 - 3/12/2011.

by: Baharal-Gnida, April Higashi, Christy Klug, Erica Schlueter and Jan Smith

.pdf file



BEADERS' CIRCLE

This unstructured group meets one Saturday afternoon each month, usually the 2nd or 3rd Saturday. The group works one on particular project out of a recent Bead & Button or Beadwork magazine. No fees. If you don't have the magazine copies, you can download a set of instructions for each project at the magazine's website.

Next scheduled dates for Beaders Circle:

- Sat, 2/12, 1-5pm
- Sat, 3/12, 1-5pm
- Sat, 4/16, 1-5pm
- Sat, 5/28, 1-5pm
- Sat, 6/18, 1-5pm
- Sat, 7/23, 1-5pm

START Your Education WITH OUR ORIENTATION TO BEADS & JEWELRY FINDINGS

*Free Online
The Center for Beadwork & Jewelry Arts*

THE UGLY NECKLACE CONTEST

<http://www.landofodds.com/store/uglynecklace.htm>



Join the Fun! Learn Some Things About Jewelry Design!
Support our daring Jewelry Designers in their quest for the prize!
Help determine who will go home with a \$992.93 shopping spree at Land of Odds

Consider entering our
2012 9th International The Ugly Necklace Contest.

Theme: "From my garden of..."

Deadline: 3/15/2012

Official Rules

<http://www.landofodds.com/store/uglynecklace.htm>

THE ILLUSTRATIVE BEADER: Beaded Tapestry Competition (8/31/2011 deadline)



THEME: MYSTERY GENRE BOOK COVERS

Deadline: August 31st, 2011

Rules:

www.landofodds.com/store/tapestry.htm

Winner: \$1,000 shopping spree at www.landofodds.com

Runner-Up: \$400 shopping spree at www.landofodds.com

ALL DOLLED UP: Beaded Art Doll Competition

(8/31/2013 deadline)



THEME: Transformations

Deadline: August 31st, 2013

Rules: www.landofodds.com/store/alldolledup.htm

Winner: \$1,000 shopping spree at www.landofodds.com

Runner-Up: \$400 shopping spree at www.landofodds.com

BEAD STUDY

The purposes of the group are manifold, including to explore new methods of beading, to experiment with variations on traditional techniques, and to study culture-specific beading techniques.

TOPIC:

Edges, Fringes, Straps, Surface Embellishments

Should these be Critical to the piece,

or, merely Supplemental?

-- What Does Classical Art Theory Tell Us?

[Read our full DISCUSSION NOTES](#)

And, by the way, how would you respond to these pronouncements by Art Critics and Historians about Beadwork and Jewelry Design?

(1) Anything done with beads is not art.

Here the art critic equates *beads/beadwork* with the canvas of a painting, and not the painting itself. To the critic, beads are merely decoration.

(2) Beading speaks for that branch of culture which is too homey, too functional, too archaic, for the name of *art* to extend to it.

To this reviewer, art is associated with clarity of choice and purpose, a sense of presence, and the evoking of an emotional response (or unleashing psychological content). To this reviewer, these kinds of things are not associated with beadwork and jewelry. In fact, to this reviewer, they can never be. Thus, beadwork and jewelry are not *art*.

(3) From a European critic: Beading as Art Brut -- The work of children, asylum patients, and others untouched by artistic culture.

Discussion: The Tennessean newspaper in Nashville refused to cover anything not fine art in their art pages. The Frist Center refused to display bead art, saying they did not see the audience. Hardly any museums across the US recognize beading/jewelry making as art.

(4) Objects may only be valued as *art*, if they have a link to the academic setting.

Magnifying Visors, PearlSilk; Finn Silk Beading Cord' size 10/0 delica beads

ADD YOUR NAME TO OUR FIRST DIBS SALES EMAIL NOTIFICATIONS. Whenever we get a large shipment in of beads, we put the beads out at near wholesale prices for a week or so, before we begin to price, merchandise and store them. Register at <http://groups.yahoo.com/group/landofodds/join/>

**GOOD THRU February 28th, 2011 With This Coupon
CLIP THIS COUPON FOR SPECIAL DISCOUNTS AT BE DAZZLED BEADS**

0-0-(cut here)-0-0-0-0-0-0-0-0-0-0-0-0-0-0-0

New Bead Weaving Class Offered

BC0122: PERLEN CROCHET

Cecilia Wells will be teaching a beginners class on Perlen Crochet (aka Turkish Crochet). This is a different bead crochet stitch than is traditionally taught. In this class you will learn the Perlen Crochet technique, and make a bracelet.

Instructional fee: \$35.00 plus supplies

Tues, 3/15, 10am-2pm, with break
(and followup 1 hour class on Tues, 3/29, 10am)

CURRENT SCHEDULE OF CLASSES

PLEASE PRE-REGISTER FOR CLASSES AT LEAST 3-5 DAYS AHEAD OF TIME

NOTE: Class fees pay for instructional costs. Students are responsible for either bringing their supplies and tools, or purchasing these at Be Dazzled Beads. In some cases, kits are made up for a class. In other cases, there may be an additional laboratory or equipment charge. When registering, a deposit is required. You may pay this with a credit card or cash. If you are registering by phone, you may pay with a credit card. Deposits are nonrefundable. If you need to purchase your supplies and tools, please come a little earlier than the start time of the class, so you can finish purchasing what you need before the class begins.

CBJA web-site: www.landofodds.com/beadschool/

ORIENTATION TO BEADS AND JEWELRY FINDINGS Course

We require that you begin your beading and jewelry making education by taking our Orientation class. Here we teach you how to select, buy and utilize various kinds of beads, metals, jewelry findings, clasps, stringing materials and tools. We review our class curriculum and how classes are sequenced, as well.

This class is free, but it is two and a half very full hours.

Sat, 2/19/11, 9-11:30am

Sat, 3/19/11, 9-11:30am

Sat, 4/9/11, 9-11:30am

Sat, 5/14/11, 9-11:30am

Sat, 6/11/11, 9-11:30am

Sat, 7/16/11, 9-11:30am

Sat, 8/13/11, 9-11:30am

Sat, 9/17/11, 9-11:30am

[for more information, go to

www.landofodds.com/beadschool/sg/curr/orientation/orient.htm]

CBJA OFFERS CLASSES IN SEVERAL "INTEREST AREAS". EACH INTEREST AREA HAS IT'S OWN SEQUENCING OF CLASSES. THE PHILOSOPHY OF OUR PROGRAM IS THAT YOU NEED TO LEARN SKILLS DEVELOPMENTALLY. ONLY IN THIS WAY, CAN YOU BEGIN TO SEE AND UNDERSTAND HOW VARIOUS SKILLS AND TECHNIQUES ARE INTER-RELATED AND INTER-DEPENDENT.

If interested in the BEAD STRINGING Interest Area, the sequence:

1. Orientation to Beads & Jewelry Findings
2. Basics of Bead Stringing and Attaching Clasps
3. Pearl Knotting
4. Wire Clinic – Making Coiled Loops
5. Pattern Wire Bracelet and Intro to Wire Wrapping
6. Intro to Color and Beads
7. Jewelry Design I: Principles of Composition
8. Jewelry Design II: Forms and Structures

If interested in the BEAD WEAVING Interest Area, the sequence:

1. Orientation To Beads & Jewelry Findings
2. Stitch of the Month (Introductory classes to 12 stitches)
3. Beaded Bead and Other Beginner/Intermediate Level On-Going Classes and Workshops
4. BEAD STRINGING: Basics of Bead Stringing and Attaching Clasps
5. BEAD STRINGING: Pearl Knotting
6. WIRE WORK: Wire Clinic - Making Simple Loops and Coiled Loops
7. JEWELRY DESIGN: Intro to Color and Beads
8. JEWELRY DESIGN: Jewelry Design I: Principles of Composition
9. JEWELRY DESIGN: Jewelry Design II: Forms and Structures

For any one stitch, after the Stitch of the Month, or other Intro Class, and where you have a more in-depth interest in, then:

- A. Class that covers tubular and/or circular forms
- B. Class that covers increasing and decreasing
- C. Class that covers embellishment, edges, fringes and straps
- D. Class that covers splitting and/or creating negative spaces
- E. Class that covers creating oversized pieces and multiple piece compositions
- F. Class that covers free form techniques and creating your own patterns
- G. Class that covers dimensionality and sculptural projects

Participate in BEADERS' CIRCLE and/or BEADING CLOTCH.

If interested in the WIRE WRAPPING Interest Area, the sequence:

1. *Orientation to Beads and Jewelry Findings*
2. *Mix N Match Bracelet and Intro to Wire Wrapping*
3. *BEAD STRINGING: Basics of Bead Stringing and Attaching Clasps*
4. *WIRE WORK: Wire Clinic - Making Simple Loops and Coiled Loops*
5. *Wire Bracelet w/Beads*
6. *Wire - cabochon - Pendant*
7. *Jewelry Findings and Link Bracelet*
8. *Cold Fusion Techniques*
9. *JEWELRY DESIGN: Intro to Color and Beads*
10. *JEWELRY DESIGN: Jewelry Design I: Principles of Composition*
11. *JEWELRY DESIGN: Jewelry Design II: Forms and Structures*

Other Classes To Take:

- A. *Classes that teach how to make chains and bead-chains*
- B. *Classes that teach other wire-wrapping techniques*
- C. *Classes that teach other wire-shaping techniques, such as making various jewelry findings and components*

You might be interested in other Silversmithing or Metal-Working classes that we offer.

BEAD STRINGING

BS0001: BASICS OF BEAD STRINGING/ATTACHING CLASPS, \$35.00 fee (\$35.00 deposit reserves space) (Learn both needle/thread and crimp/flexwire approaches to stringing beads; pros and cons of various types of clasps; use of various types of jewelry findings; insights about stringing beads from an expert)

Sat, 2/19/11, Noon-4pm
 Sat, 3/19/11, Noon-4pm
 Sat, 4/9/11, Noon-4pm
 Sat, 5/14/11, Noon-4pm
 Sat, 6/11/11, Noon-4pm
 Sat, 7/16/11, Noon-4pm
 Sat, 8/13/11, Noon-4pm
 Sat, 9/17/11, Noon-4pm

BS0003: PEARL KNOTTING \$35.00 fee (\$35.00 deposit reserves space) (Learn this simple, straightforward technique. No special tools required)
 TBA

[for more information, go to www.landofodds.com/beadschool/sg/curr/electives/beatstring/beatstring.htm]

BEAD WEAVING

STITCH OF THE MONTH

Learn a new bracelet stitch each month!

Instructor: Kathleen Lynam

Meets one Sat morning each month, usually the first Saturday.

The Stitch of the Month curriculum is designed to teach 12 major bead-weaving stitches/techniques in a comparative context. This is perhaps one of the best ways to learn bead weaving. You get a clearer understanding of what each stitch is, how to manage and control it, and what your project and design options are, when you learn them comparatively, rather than in isolation from each other.

Each class is devoted to explaining a little of the history of the stitch and the how-to basics of doing the stitch. Students then practice with variations on the stitch, such as increasing/decreasing, flat vs. tubular vs. circular, and the like.

Students create a bracelet each month.

Students may join the class at any point in the 12-month cycle. Each class is really in-and-of-itself. You may do all of the classes, or only some of them, as you desire. If you miss a class, it will be repeated in the next cycle.

The Twelve Sessions (June begins cycle; doesn't matter where you start; each class is in and of itself)

Classes are \$35.00 plus supplies (\$35.00 deposit reserves space)

1. **BEADWEAVING PRIMER.** This session then introduces The **SQUARE STITCH**

TBA

2. **NETTING**

TBA

3. **NDBELE (also known as Herringbone)**

TBA

4. **PEYOTE I: Flat Peyote**

TBA

5. **LOOM**

Sat, 4/2/11, 1-3:30pm

6. **BRICK STITCH**

TBA

7. **SPIRAL ROPE**

TBA

8. **FRINGE**

TBA

9. **RIGHT ANGLE WEAVE**

Sat, 2/5/11, 10am-12:30pm

10. **BEAD EMBROIDERY**

Sat, 3/5, 10am-12:30pm

11. **PETERSBURG CHAIN**

Sat, 4/2/11, 10am-12:30pm

12. **BEADED BEADS**

Sat, 5/7/11, 10am-12:30pm

MISCELLANEOUS STITCHES:

PEY2011A: PEYOTE II: TUBULAR PEYOTE –\$35.00 fee (\$35.00 deposit reserves space) *Requires Peyote I, or Stitch of the Month – Peyote, or equivalent experience as prerequisite*

TBA

BC0101: INTRODUCTION TO BEAD CROCHET: \$45.00 instructional fee (\$45.00 deposit reserves space) (3 hour class plus 1 additional hour to be scheduled by teacher and students)

Sat, 5/7/11, 1-3:30pm

BC0122: PERLEN CROCHET

Cecilia Wells will be teaching a beginners class on Perlen Crochet (aka Turkish Crochet). This is a different bead crochet stitch than is traditionally taught. In this class you will learn the Perlen Crochet technique, and make a bracelet.

Instructional fee: \$35.00 plus supplies

Tues, 3/15, 10am-2pm, with break

(and followup 1 hour class on Tues, 3/29, 10am)

BW2490: MONET'S GARDEN BRACELET \$40.00 fee plus \$10.00 kit of beads (\$50.00 deposit reserves space)

Sat, 2/5/11, 1-3:30pm

BW4: DAFFODIL EMBROIDERED CUFF \$40.00 fee (\$40.00 deposit reserves space)

Sat, 4/2/11, 3:30-6pm

BW8, Beaded Cabochons – PEYOTE STITCH WITH OPEN BACK METHOD \$40.00 fee (\$40.00 deposit reserves space)

TBA

BW9, Etruscan Square Stitch Bracelet \$35.00 fee (\$35.00 deposit reserves space)

TBA

BW10, CRYSTAL NETTED TUBE BRACELET \$35.00 fee (\$35.00 deposit reserves space)

TBA

Look 'N See: <http://www.landofodds.com/beadschool/images/BW10.jpg>

BRICK2046, Using Brick Stitch to Make Shapes

\$40.00 fee (\$40.00 deposit reserves space)

TBA

BW11, Maltese Cross Reversible Necklace \$35.00 fee (\$35.00 deposit reserves space)

TBA

BW12, Cubic Zig Zag Right Angle Weave Necklace \$40.00 fee (\$40.00 deposit reserves space)

Sat, 3/5/11, 1-3:30pm

BW13, Layered Right Angle Weave Bracelet \$40.00 fee (\$40.00 deposit reserves space)

TBA

BW14, Seashell Necklace \$35.00 fee + \$5.00 supplies (\$40.00 deposit reserves space)

TBA

LOOK N' SEE: <http://www.landofodds.com/beadschool/images/seanympnecklace.jpg>

BW17, Monte Carlo Right Angle Weave Bracelet \$35.00 fee (\$35.00 deposit reserves space)

TBA

BWN18, Netted Bracelet \$35.00 fee (\$35.00 deposit reserves space)

TBA

BEAD WEAVING OPEN WORK SESSIONS (no fees)

Here's your opportunity to bring in any unfinished bead weaving projects and get some instructions.

TBA

BEADERS' CIRCLE

This unstructured group meets one Saturday afternoon each month, usually the 2nd or 3rd Saturday. The group works one on particular project out of a recent Bead & Button or Beadwork magazine. No fees. If you don't have the magazine copies, you can download a set of instructions for each project at the magazine's website.

The next BEADERS' CIRCLE is scheduled for Sat, 2/12/11, 1-5pm.

PROJECT:

Beadwork Feb/March 2011, 'queen of diamonds bracelet' on page 33.

Next scheduled dates for Beaders Circle:

Sat, 3/12, 1-5pm

Sat, 4/16, 1-5pm

Sat, 5/28, 1-5pm

Sat, 6/18, 1-5pm

Sat, 7/23, 1-5pm

BEAD STUDY

Next meetings:

Wed, 2/2 and 2/16, 1-3pm

TOPIC: Edge, Fringe, Strap, Surface Embellishment

Text:

Book we're working out of:

The Beader's Floral:

Stitches, designs, projects and inspiration for beadwork flowers

by Liz Thornton & Jill Devon

Assignments:

This book shows how to make various small flowers for embellishment, using ndebele, brick, square, peyote, and other stitches. The purpose of this study unit is to learn how to make these flowers, and then how to adapt these "turns-of-the-needle" projects into other simple kinds of embellishments, edging and finishing, not necessarily flowers per se, but shapes and lines and forms.

Current Assignment:

1. Herringbone - Daisy

2. Work 2-3 petals of each daisy flower variation off a line of beads, as if it were fringe

3. Herringbone - Lily

4. Brick stitch Basic Flower

5. Work 2-3 petals of the basic flower variations off a line of beads, as if it were fringe

6. Square Stitch basic flower and variations
7. Work 2-3 petals to the basic flower variations off a line of beads, as if it were fringe

Class Discussion Notes posted on the blog:

<http://blog.landofodds.com/class-notes/bead-study/>

BEADING/JEWELRY MAKING AS A BUSINESS

BUS3001: PRICING AND SELLING YOUR JEWELRY \$30.00 fee (\$30.00 deposit reserves space)

(Learn to apply a formula for determining a fair retail price and a fair wholesale price; learn basics of marketing process)

Sat, 3/12, 11am-1pm

Sat, 7/30, 11am-1pm

BUS3007: GETTING YOUR JEWELRY MAKING BUSINESS STARTED \$30.00 fee (\$30.00 deposit reserves space) *(Learn about local, state and federal requirements/forms; simple bookkeeping set up to track costs and revenues; defining business model)*

Sat, 3/12, 9-11am

Sat, 7/30, 9-11am

BUS3009: SO YOU WANT TO DO CRAFT SHOWS... \$30.00 fee (\$30.00 deposit reserves space)

(Learn how to find craft shows, apply for booth, set up booth, market, inventory and the like)

TBA

BUS3010: INTERNET MARKETING FOR VERY SMALL BUSINESSES...THAT WORKS! \$30.00 fee (\$30.00 deposit reserves space) *(Learn about affordable strategies very small businesses can do to market their websites)*

Sat, 3/12, 1:30-3:30pm

Sat, 7/30, 1:30-3:30pm

[for more information, go to www.landofodds.com/beadschool/sg/curr/electives/business/business.htm]

GENERAL JEWELRY DESIGN CO-CURRICULAR COURSES

GEN6001: INTRODUCTION TO COLOR WITH BEADS \$35.00 fee (\$35.00 deposit reserves space)

(Learn how the bead asserts its need for color.)

Prerequisites: Orientation to Beads & Jewelry Findings; Attaching Clasps

Sat, 6/18, 9am-Noon

Sat, 9/24, 9am-Noon

GEN6006: JEWELRY DESIGN I: COMPOSITION AND BASIC DESIGN PRINCIPLES \$35.00 fee (\$35.00 deposit reserves space) *(Learn 10 principles of jewelry design, and critique /various finished necklaces, in terms of these principles)*

Prerequisites: Orientation to Beads & Jewelry Findings; Attaching Clasps; Intro to Color and Beads

Sat, 6/18, 1-4pm

Sat, 9/24, 1-4pm

WIRE WORK AND WIRE WRAP COURSES

www.landofodds.com/beadschool/sg/curr/electives/wirework/wirework.htm

Beginner:

WIRE CLINIC: Making Loops and Coiled Loops on Head and Eye Pins

\$15.00 fee (tools and wire provided) (\$15.00 deposit reserves space)

Thurs, 3/24, 5:30-6pm

Thurs, 4/14, 5:30-6pm

Thurs, 5/19, 5:30-6pm

Thurs, 6/16, 5:30-6pm

Thurs, 7/21, 5:30-6pm

Thurs, 8/18, 5:30-6pm

CORE COURSES

WIRECORE1: MIX & MATCH MULTI-WIRE TECHNIQUES BRACELET

Learn about wires, tools, and several simple wire-wrapping techniques

\$35.00 instructional fee PLUS \$25.00 kit fee (\$60.00 deposit) (6 student limit)

Look 'N See: <http://www.landofodds.com/beadschool/images/wirecore1.jpg>

Sat, 2/26/11, 9am-Noon

NOTE: If the 2/26 class fills, I may open up a 2nd afternoon class

Sat, 3/26/11, 9am-Noon

Sat, 4/30, 9am-Noon

Sat, 6/25, 9am-Noon

WIRECORE2: WIRE WRAP BRACELET WITH BEADS

Learn to create structurally-functional bracelet with wires and beads

\$35.00 instructional fee PLUS \$35.00 kit fee (\$70.00 deposit) (6 student limit)

Look 'N See: <http://www.landofodds.com/beadschool/images/wirecore2.jpg>

TBA

WIRECORE3: WIRE WRAP CABOCHON - PENDANT

Learn to make structural supporting frame w/pendant bail by wrapping cabochon

\$35.00 instructional fee PLUS \$35.00 kit fee (\$70.00 deposit) (6 student limit)

Look 'N See: <http://www.landofodds.com/beadschool/images/wirecore3.jpg>

TBA

ELECTIVES

WIRE10: JEWELRY FINDINGS and CHAIN BRACELET

Learn to make simple wire shapes and jewelry findings, as well as a chain-linked bracelet

\$35.00 instructional fee PLUS \$15.00 kit fee (\$50.00 deposit) (6 student limit)

Look 'N See: <http://www.landofodds.com/beadschool/images/wire10.jpg>

TBA

WIRE11: COLD CONNECTION TECHNIQUES

Learn to build 3-dimensional components using Cold Connection Techniques as an alternative to soldering \$35.00 instructional fee PLUS \$20.00

kit fee (\$55.00 deposit) (6 student limit)

Look 'N See: <http://www.landofodds.com/beadschool/images/wire11a.jpg>

TBA

WIRE12A & B: EARRINGS

Learn to make a pair of wire-worked earrings.

12A: MY BRIOLETTE EARRINGS (\$20 instructional fee plus \$20.00 Kit (\$40.00 deposit) , 1 hour class) (6 student limit)

Look 'N See: <http://www.landofodds.com/beadschool/images/wire12a.jpg>

TBA

12B: DAPPED EARRINGS (\$20.00 instructional fee plus \$15.00 Kit (\$35.00 deposit), 1 hour class) (6 student limit)

Look 'N See: <http://www.landofodds.com/beadschool/images/wire12b.jpg>

TBA

WIRE13: VIKING KNIT BRACELET

Learn to make a bracelet using wire and the viking knit technique \$35.00 instructional fee PLUS \$15.00 kit fee (\$50.00 deposit) (6 student limit)

Look 'N See: <http://www.landofodds.com/beadschool/images/wire13.jpg>

TBA

SILVERSMITHING COURSES

Silversmithing (Need to reserve a place about 4-6 weeks ahead of when you'd like to take the course)

Instructor: Nancie Roarke

Introductory course is \$470.00 (\$300.00 deposit).

This involves four 3-hour session classes, spread out over 2 weeks. There is also some homework assigned. This class is taught with only 1 or 2 students. You will also need to have a jeweler's saw and blades. If purchased at Be Dazzled for this class, these will cost \$40.00.

SILVERSMITHING WORKSHOPS BY DON NORRIS

There is a limit to 8 registrants per workshop. His workshops fill quickly.

Beginner/Intermediate Silversmithing Workshops

2-Day Class, \$300.00 instruction fee

Registration limited to 8 students per class. Fee includes instruction, all materials and tools

2011 TBA

Emphasis on learning how to solder with a hand held torch, and creating a setting for a stone. Student then works on several projects.

Advanced Silversmithing Workshop

2-Day Class

Registration limited to 8 students. \$300.00 fee. Fee includes instruction, all materials and tools.

You will learn how to solder larger pieces through making a bracelet. You will also make a solid band ring, which teaches many different methods of working with silver.

2011 TBA

INTERESTED IN TEACHING ONE OR MORE COURSES AT THE CBJA? We're always looking for additional teachers. Please review our Teacher Guide on-line at www.landofodds.com/beadschool/teacherguide/intro/cover.htm

There is a section on Selection of Teachers and Courses, with information about how to propose a course(s). Then make an appointment with us (615-292-0610), and we can discuss prospects further. Looking for teachers with experience in the following areas:

Micro-Macrame or Hemp with beads

Fiber Arts and Beads classes

LINK YOUR WEBSITE TO OURS: GET LISTED WITH US On-LINE

We have set up a Links Page (www.landofodds.com/store/artistsonweb.htm) on the Land of Odds web-site (www.landofodds.com) that maintains active links to the web-sites of our students and teachers who sell their jewelry on-line. This is a good way to promote yourselves and your jewelry. There are no charges. Land of Odds ranks as something like the 87,000th busiest site on the net, 2nd busiest bead-shopping site, and gets about 6,000 unique visitors every day. Hopefully we can entice some of these folks to venture over to our new Links page, and then over to your web-site to see your stuff.

I would need you to send me an email (warren@landofodds.com) with the following information:

Your business name

Your name

Your web-site address

A brief description of the types of items you sell

Some optional information you can provide:

An image of a logo

An image of a piece of jewelry or other item that you sell

CLIP THIS

TEMPORARY BEAD ARTIST DISCOUNT CARD

For use at

Be Dazzled Beads

Voted #3 Best Bead Shop In America in survey by jsbeads.com

718 Thompson Lane, Ste 123

Nashville TN 37204

615-292-0610

www.bedazzledbeads.com

15% off when your total purchase is between \$25.00 and \$74.99
20% off when your total purchase is over \$75.00

Courtesy of The Center For Beadwork & Jewelry Arts

TEMPORARY BEAD ARTIST DISCOUNT CARD

CLIP THIS

ADD YOUR NAME TO OUR SMALLER, TARGETED EMAIL LISTS?

We maintain a smaller targeted email list for those interested in Wire Work Jewelry. If you want to be added, send your email address to warren@landofodds.com Type in WIRE WORK LIST in the subject line. NOTE: AOL.com has occasionally been rejecting these emails.

We maintain a smaller targeted email list for those interested in Bead Weaving. If you want to be added, send your email address to warren@landofodds.com Type in BEAD WEAVING LIST in the subject line.

NOTE: AOL.com and charter.net have occasionally been rejecting these emails.

**To continue receiving The Designers Gazette quarterly newsletter, and Announcements about Special Sales at Land of Odds -

Click [HERE](#)

<http://groups.yahoo.com/group/landofodds/join/>

SHOP

OnLine: Land of Odds - The Souths Most Unusual Shop

<http://www.landofodds.com>

InNashville: Be Dazzled Beads

<http://www.bedazzledbeads.com>

LEARN

School: Center for Beadwork & Jewelry Arts

<http://www.landofodds.com/beadschool> (curriculum)

<http://groups.yahoo.com/group/beadschool> (course schedule and happenings)

[Learn To Bead...At Land of Odds Blog](#)

VIEW

Fine Arts Jewelry Gallery: Open Window Gallery

<http://www.landofodds.com/store/openwindowgallery.htm>

Warren Feld, Jewelry Designer

<http://www.warrenfeldjewelry.com>

Address: 718 Thompson Lane, Ste 123, Nashville, TN 37204

Phone: 615-292-0610

Fax: 615-460-7001

Email: oddsian@landofodds.com

Web: <http://www.landofodds.com>

Other Programs at Land of Odds:

The Ugly Necklace Contest

- A Jewelry Design Competition With A Twist

<http://www.landofodds.com/store/uglynecklace.htm>

All Dolled Up: Beaded Art Doll Competition

<http://www.landofodds.com/store/alldolledup.htm>

The Illustrative Beader: Beaded Tapestry Competition

<http://www.landofodds.com/store/tapestry.htm>

Subscribe to our sales and specials

email notifications at:

<http://groups.yahoo.com/group/landofodds/join/>

To remove your name from our mailing list, reply to this email,
and type: UNSUBSCRIBE in the subject line.

Email address: oddsian@landofodds.com

**To continue receiving The Designers Gazette quarterly newsletter, and Announcements about Special Sales at Land of Odds -

Click [HERE](#)

<http://groups.yahoo.com/group/landofodds/join/>